

# PRO-J

## COMMERCIAL / INDUSTRIAL CONTINUOUS DUTY BELT DRIVE JACKSHAFT

Designed for use on commercial / industrial sectional doors with high or vertical lift track and small rolling grilles

### STANDARD FEATURES

- 2 year Warranty
- 24V class 2 control circuit with 40VA transformer to protect against short circuit
- On board receiver with antenna
- External radio control terminal strip
- Low friction powder metal limit cam nuts with fully adjustable rotary type limit switch assembly
- Three button open-close-stop control station Nema-1
- Continuous duty industrial motor with overload protection
- Motor removable without affecting limit settings
- Heavy duty 5L V-belt
- #41 roller chain & sprockets on all internal drives
- Adjustable friction clutch
- Mechanical brake system
- Solenoid brake (optional PRO-JB) recommended for large doors
- #50 roller chain and sprockets on final drive
- 3/4" permanently lubricated & sealed precision ball bearings on pulley shaft
- 1" permanently lubricated & sealed ball bearings on final drive shaft
- Emergency disconnect with electrical cut-out switch for manual operation
- Chain keeper
- Left or right hand mounting
- Baked on dark grey coat finish
- Shipping weight 95 lbs
- N-1 photocells included for doors up to 24' wide

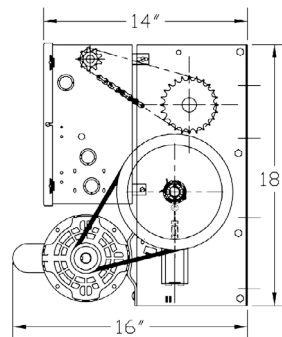
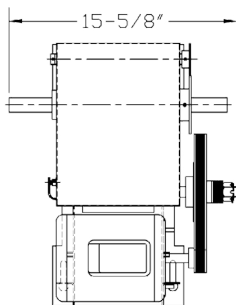


---

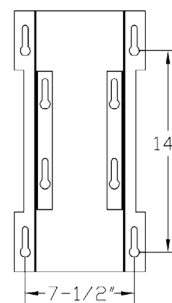
**When ordering a PRO-J operator, supply Nice with the following information:**

---

- Door height
  - Door width
  - Type of door
  - Horsepower
  - Voltage/ Phase
  - Safety devices
  - Door shaft diameter & door shaft key size
  - Mounting (LH or RH, Bracket or Wall mount)
  - Control circuit options (see page 5-6)
- 



WALL MOUNT



BRACKET MOUNT

